



The Regulation of the Pischinger Ground System

Taking into account the important organ-tooth relationships

by

**Professor Dr. Werner Becker
(Doctor of Medical Dentistry)**



„Ground regulatory system therapy“ is conceptually based primarily on the „Basis“, which means basis/origin and cause; regulatory means bringing order, non-violently, gently, without detriment to, and without destroying, the good and healthy which already exists; the system combines various individual elements of a whole network, which cooperate with one another and are interlinked even in their functioning. The system of ground regulation according to *Pischinger*, Vienna, is defined as „a function unit of cells of the loose, soft connective tissue, the vessels and the peripheral vegetative nerves. This tripartite system regulates the extracellular fluid, which in turn provides the living environment for all these cells and also for the cells of the organs. Here already we can see a functional classification of systems which are usually considered separately from one another in medicine“ (*Dr. Draczynski*).

The Ground system and regulatory blockage

Regulation in life is characterised by reversibility, as demonstrated by the natural phenomenon water – ice – water. The states – egg-liquid and egg-solid – are irreversible. In living tissues the fluid states, unlike in dead tissue, are reversible. Dead tissue, e.g. a dead tooth with a root filling, produces toxic protein de-

composition products, which can easily block regulation. The body can then neither take in nor give out metabolic products. It is in these states that we find the so-called therapy failures, and also the chronically sick. Here the high-polymer sugars in the system, the proteopolysaccharides, allow no information through from the vessel to the cell. The cell thus left to its own devices becomes sick; it then embarks on a series of life processes which is no longer coordinated with that of the other cells and it may degenerate.

According to *Thomsen*, Hamburg, the characteristic features of a disturbance

factor in the system are that it is „under strain/of overriding importance“, it „keeps to the path of a meridian“ and „puts everything under strain generally“, whilst the characteristic features of a focus are that it is „under strain/of lesser importance“, „puts an organ under strain between a pair of meridians“ and „puts a strain on a particular organ“. According to *Pischinger* a focus is a chronically changed tissue area in the vegetative ground system. It comprises organic and/or inorganic material, material which can no longer be decomposed and which can only be eliminated via a necrosis or inflammation. Such a focus forms a process which radiates a damaging remote effect, since the local defence barrier has been broken.

Elimination – a necessity

The ground substance of the connective tissue has to be constantly detoxified, de-acidified and kept viscous, whereby harmful substances can be eliminated in a natural way. Only when these conditions are met can medicines be effective in the sense of a true cure, by bringing out processes for healing via the humoral immune system. Note that harmful substances can penetrate the ground system directly. In this sense even toothpastes are disruptive, with tensides which remove layers of mucous membrane for some time.

The vital intactness of the ground system regulation depends on the intactness of the elimination of all harmful substances from the body. This is supported by the digestive system with its incretory and excretory capacities, the cutaneous system internally (mucous membrane) and externally (surface of the body), the urinary system, the lymph system and the blood system, in both arteries and veins. Therapeutic measures for thorough elimination/excretion have a high priority in the overall therapy.

Water, oxygen and nutrition

Water balance plays a highly significant role, and not only in terms of the important elimination and excretion functions. It explains the body's need for an ordered and



adequate water intake. As far as possible no water containing carbon dioxide should be used as drinking water. The carbon dioxide has a detrimental effect on the surface of the mucous membrane of the digestive tract and hence hinders resorption. By contrast, still water and deep-spring water, with few mineral substances, are better tolerated and readily metabolised. Alkaline-supplying food – e.g. potatoes and broccoli – improves the body's water uptake. Caffeine and theine in drinks block the ground system. Diuresis with these substances takes with it important minerals and trace elements from the body, for instance, among other things important magnesium.

The organism ensures a balanced water equilibrium with a water uptake and water elimination of about 2.5 litres each daily. Every day about nine litres of fluids are processed in the digestive tract. Of this, seven litres represent the bodily fluids (secretions). Insufficient water intake can easily lead to a harmful concentration of harmful substances and toxins in the body, all of whose processes depend on water and its fluid quality. The symptoms of a harmful drop in body water are: around three per cent, reduced saliva and urine production; around five per cent, accelerated cardiac activity, raised pulse and temperature; around 10 per cent, confused

states; around 20 per cent, no longer viable.

The proper elimination of water from the body requires a corresponding intake of about two litres a day. Diuretic agents such as honey, particular vegetables such as primarily asparagus, and fruit such as pineapple etc. are known to promote the desired water elimination. This also applies to certain drinks such as weak to medium-strength coffee, top fermented beer, white wine etc. Physical movement with some exertion is also necessary, with water elimination via the skin through perspiration, and via the lungs. Also to be recommended are saunas, steam baths and all kinds of perspiration-inducing baths. 95 per cent of the water processed in the body is returned to the body's circulatory system in the small intestine and three per cent in the colon. In the stools, with about 150 ml, only around two per cent of the water converted in the body is eliminated.

For healthy ground regulation, an adequate intake of oxygen in fresh air is also a necessity. The ideal is breathing in air with the highest possible content of vitalising negative ions, such as in the mountains or directly by the sea. Such air also makes a major contribution to normalising the pH value in the tissue and also lastingly supports the process

from dysbiosis (illness) through to symbiosis (health). This is particularly relevant when the flow of blood through the body is activated by sports training.

Finally the type of nutrition is of great importance to healthy ground regulation. Hippocrates, the „father of medicine“ said more than 2000 years ago: „Let our food be our medicine and medicine our food“. Our food should be nutritious, not just stomach-filling. A wholefood diet, as natural as possible, with plenty of alkaline-supplying fresh fruit and vegetables and a significantly reduced intake of animal protein will largely meet these requirements.

High significance of the dental area and oral cavity

For the purposes of ground regulation, the dental area and oral cavity, where the whole digestive tract begins, also play a significant part in important bodily processes. This can be seen in the close living relationship between the teeth and the organs of the body (Figures 1 and 2). The mucous membrane of the mouth plays a significant part through its mucosa, which has a considerable resorption capacity for harmful substances in the mouth. The thinnest part of it is under the tongue. The mucosa is protected by a mucous layer only about 100 micrometres thick, consisting of proteoglycans with secretory IgA.

NATUROPATHIC TOOTH-DIAGNOSIS

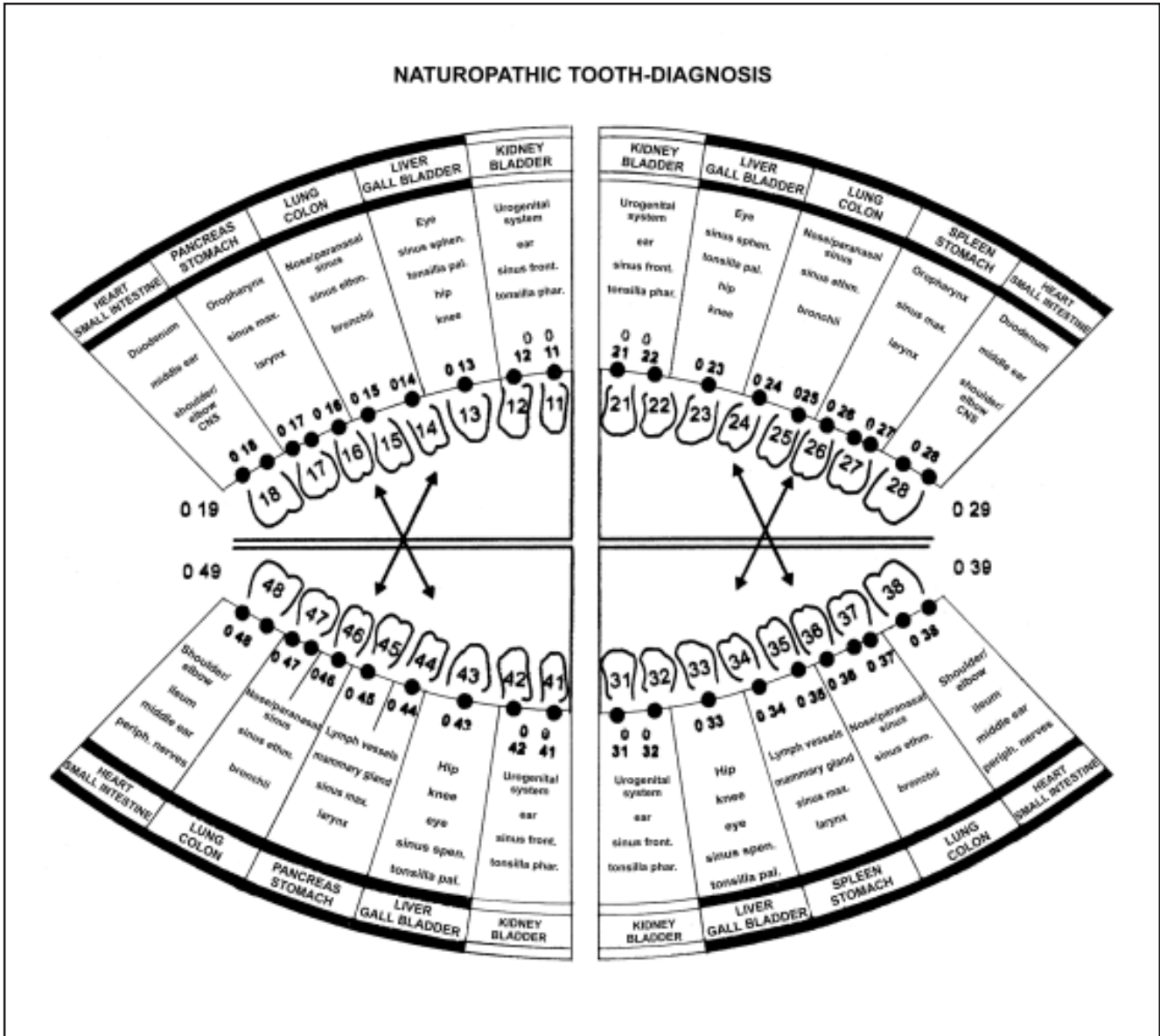


Fig. 1

Through parodontal pockets and lesions, which have no protective mucous layer, various organic diseases can be triggered or at least fostered, and their consequences can be seen in disrupted oral symbiosis. A disordered oral environment, an unnatural bacterial colony in the mouth, indicates a diseased intestinal flora, and the reverse is also true. The gums are also indicators of disease; diabetes for example is displayed in pasty

gums with a soft tonus and blueish-red in appearance, whilst nephritis displays grey to grey-blue gums, swollen tight and with uncongested veins. All of these appear only in certain environmental conditions.

Mycoses in the oral area are always an expression of a general organic immune weakness, a diminished defence capacity in the whole body. The causes or factors of oral mycoses may be, among

other things: chronically diseased teeth, fillings with amalgam, nicotine, antibiotic treatments, denatured nutrition, isolated carbohydrates, synthetic flavourings and fluoride-containing toothpastes. Against this background a large number of toothpastes on the market are highly suspect.

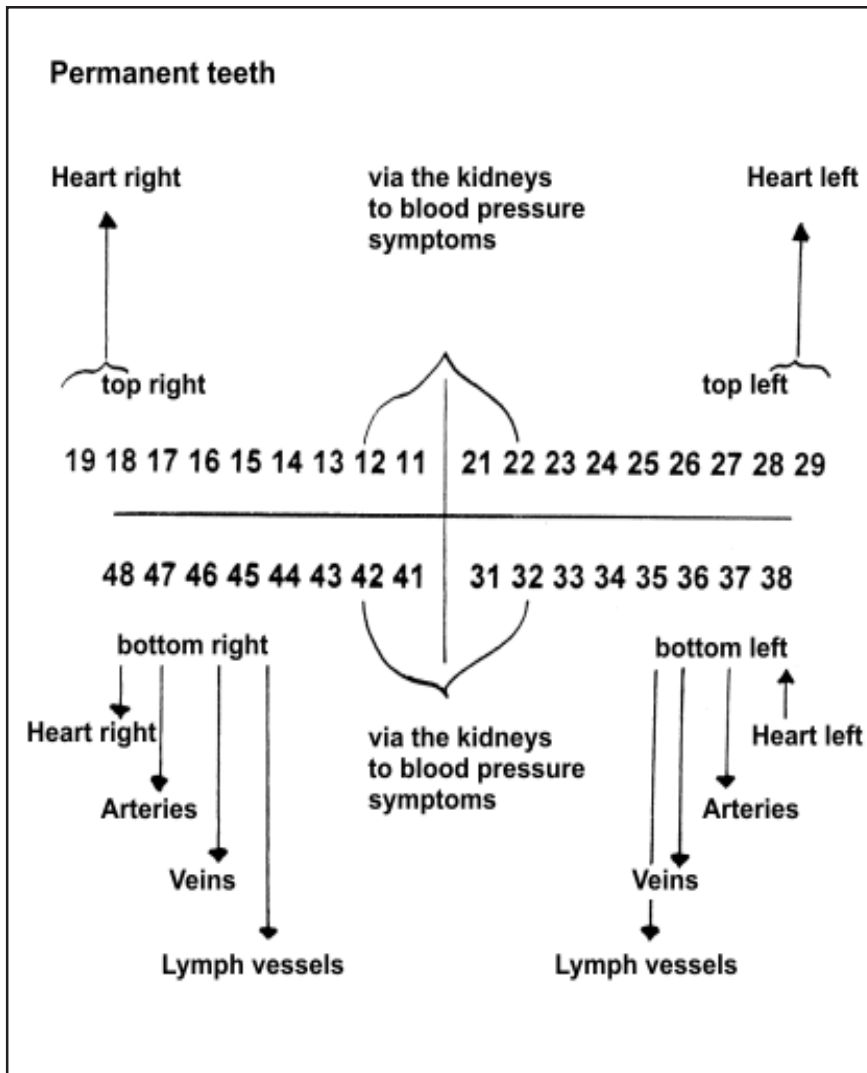


Fig. 2

Possibilities for doctors and dentists in practice

A dental treatment should begin with the following:

- inspection of the mouth, noting any metal and synthetic elements;
- in-depth observation of the tongue, which is the 'map' of the digestive system;
- in-depth observation of the oral mucous membrane, with its particular colour nuances and markings.

All the features noted in this way offer indications of any diseased

processes in the body. They may also provide signs relating to the inner environment, which in a healthy state is characterised by a stable pH value. This pH stability, measured in the urine and ideally above 6.5, is a prerequisite for the maximum efficacy of the ground system. Here daily measurement of the morning urine is recommended; the whole urine profile should be checked once a week. As we know, the body is very dependent on the ability to provide a buffer for any acids from its stock of alkaline substances.

The administration of ALKALAN helps here in therapy, if pH readings of less than 6 are detected. In addition the administration of SANUVIS is recommended, starting with 5 drops a day and gradually increasing to 25. In addition the Schüssler salt Potassium chloratum 6X should be taken.

A basic therapy, to purge the flora of the whole digestive tract, including that on the mucous membrane in the mouth, can be achieved using PEFRAKEHL 5X (trickle 2 drops into the mouth and hold as long as possible, three times a day) and FORTAKEHL 5X (dissolve one tablet in the mouth twice a day).

Tried and tested basic therapies for the individual supply systems are:

For the digestive system OKOUBASAN (rub 5 drops into the elbow every day), alternating with FORTAKEHL 4X (one capsule every other day), plus Paracelsus pancreas organ product and Paracelsus Hepar organ product.

For the skin system RECARCIN (one capsule a week) and Paracelsus Cutis organ product.

For the urinary system NOTAKEHL 5X (rub 5 drops into the elbow every other day) and Paracelsus Ren organ product.

For the lymph system MUCEDOKEHL 4X (one capsule every two to three days) and



A. General irritation effects

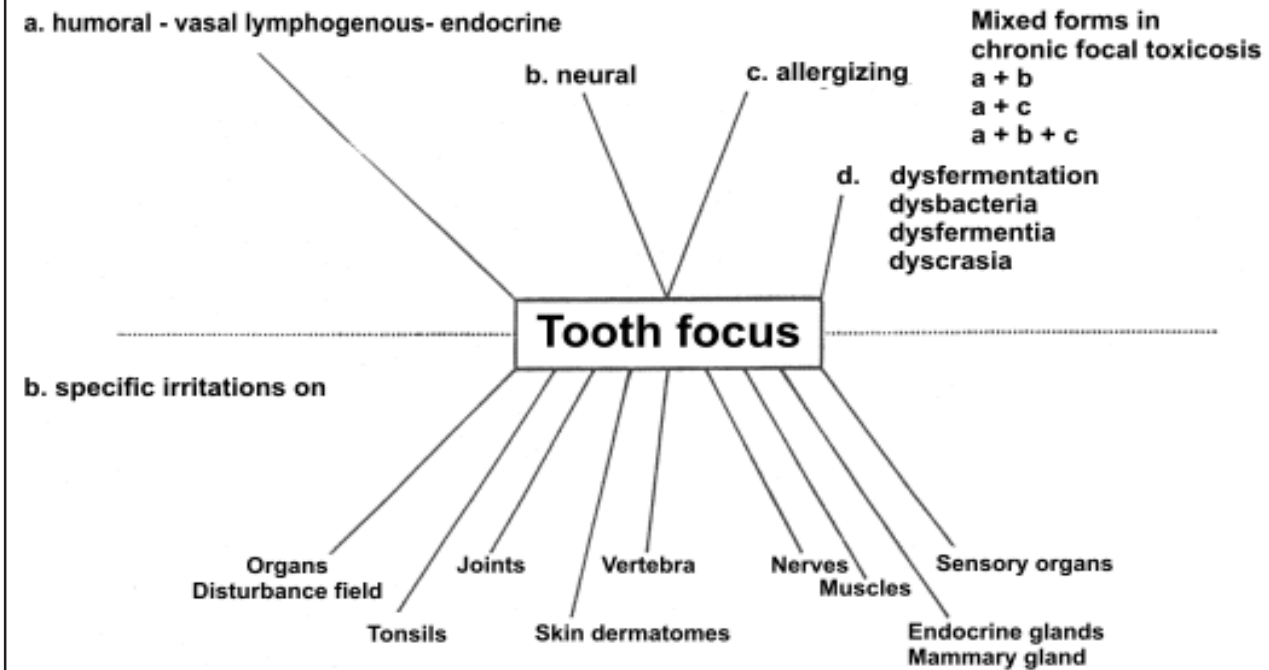


Fig. 3

Odontonomy and related joint elements

Spr = sprung joint	la = lateral	m = medial	v = front
Kn = knee joint	v = front	h = back/behind	hm = back centre
Hü = hip joint	u = ulnar	ra = radial	vl = front lateral
Schu = shoulder joint	un = lower joint section	hi = behind/back	hl = back lateral
Ell = elbow joint		ob = top	
Ha = hand joint		vo = front	

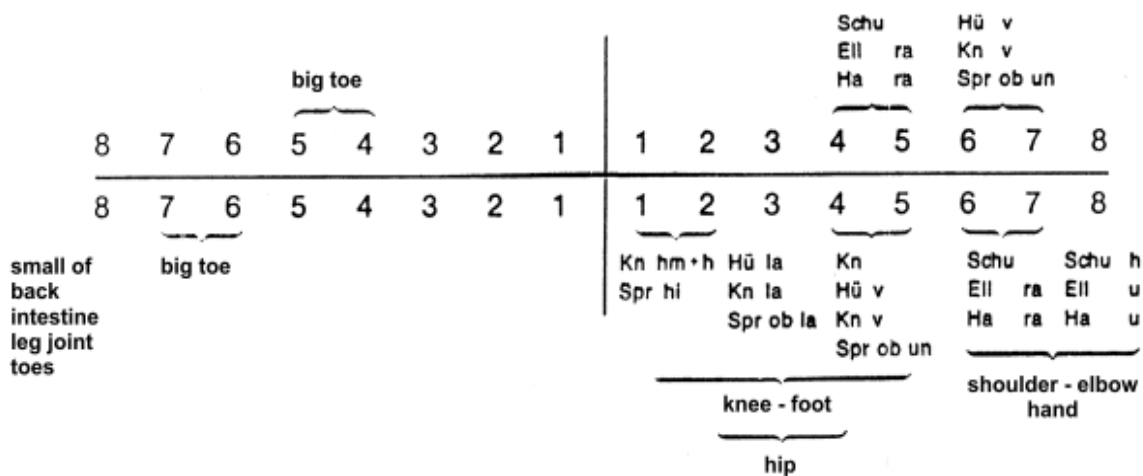


Fig. 4



Resactiv (take three times 3 drops every day, gradually increasing to three times 15 drops every day).

For the blood system MUCOKEHL 4X (take one capsule daily) and SANUVIS (take 5 drops daily, gradually increasing to 25 drops) and Paracelsus EM 200 organ product. All the Paracelsus organ products should be taken daily with three times 10 drops each.

A special therapy with FORTAKEHL 5X, where the mucous membrane in the mouth is severely damaged – indicated by a heavily coated tongue – should be combined with the administration of REBAS 4X, if the „intestinal teeth“ 14, 15, 24, 25, 35, 36, 45, 46 are affected. With this therapy FORTAKEHL 5X is administered in the form of one tablet every other day after the evening meal; REBAS 4X is administered as one capsule every day after the evening meal.

As a back-up therapy for disorders of the mucous membrane in the mouth, for follo-up treatment of parodontosis to tone up the gums, for maxillo-orthoedic treatments where tracks and braces are to be inserted, and to stailise severely affected mucous membranes and gums in general, the agent of choice is MAPURIT, aministered in the form of one capsule morning and evening. Diseases of the mucous membrane in general also respond very well to RECARCIN (capsules). This SANUM product has among other things the advantage of raising

the T-lymphocyte levels.

Dead teeth and those known to have been treated with toxic substances in the root area form their own significant circle of problems, with enormous impact on the whole organism (Fig. 3). Malignomas can often be traced back to a barely perceptible load of this nature on the body. Appropriate therapy may entail the complete removal of such teeth. Medicinal treatment may be based on the well-tried SANUM products ARTHROKEHLAN „A“ and ARTHROKEHLAN „U“; the latter is a classic agent for increasing immune power and is a first-line preparation for tumour therapy. ARTHROKEHLAN „A“, a classic agent for treating diseases of the rheumatic group, is also recommended for treating all processes of the maxillary joints. This product is injected i.m. once a week. Also with disorders and problems of other joints, which initially only seem to indicate „Rheuma“, it may be a diseased tooth process which is the cause (Fig. 4) and this may indicate the therapeutic use of ARTHROKEHLANs.

Removal of heavy metal cannot be avoided

Within the „ground regulatory system therapy“ the thorough-going removal of all heavy metal loads is essential, and here above all the dangerous mercury in amalgam fillings. Where this is removed with the well-known

agents DMPS, DMSA or Unithiol, it is imperative to determine the mineral status of the patient as a matter of urgency, since these agents may disrupt the mineral balance of the body. It may be necessary to make a substitution. Metal elimination from the body using the aforementioned agents should obey the following order of priority: zinc, copper, mercury, silver, gold, tin, palladium. The use of these agents may lead to a severe copper deficiency and hence to severe depression. In many cases zinc has to be replaced after these elimination processes.

The SANUM product PLEO CHELATE in drop form is well suited to the successful elimination of heavy metals. Depending on the load and/or severity of the poisoning, five drops should be taken daily initially (gradually increasing to 30 drops) or in severe cases three times 10 drops initially (gradually increasing to three times 30 drops). It is helpful in all elimination processes of this kind to drink copiously and Volvic water is very suitable here.

This paper has drawn heavily on a lecture by Professor Dr. Werner Becker (Doctor of Medical Dentistry), Cologne, given in expanded form at the SANUM Therapy Conference in 1999 in Hanover. Figures 1 to 4 are taken from that lecture.

First published in German language in the Sanum-Post magazine (48/1999)
© Copyright by Semmelweis-Institut GmbH, 27318 Hoya, Germany
All rights reserved.